




SECTION "A-A"

NOTES:

- 1.) SEE PROJECT PLANS FOR TYPE OF TREE WELL COVER OR TREE GUARD AND GRATING TO BE USED.
- 2.) ROOT BARRIER SHALL BE FABRICATED FROM A HIGH DENSITY AND HIGH IMPACT PLASTIC SUCH AS POLYVINYL CHLORIDE, ABS OR POLYETHYLENE AND HAVE A MINIMUM THICKNESS OF 0.6 INCH. THE PLASTIC SHALL HAVE 1/2" HIGH RAISED VERTICAL RIBS ON THE INNER SURFACE SPACED NOT MORE THAN 6" APART. INSTALLATION PER MANUFACTURER'S PRINTED INSTRUCTIONS.
- 3.) PLANTING SHALL CONFORM TO SUBSECTION 308-4 OF THE STANDARD SPECIFICATIONS FOR PUBLIC WORKS CONSTRUCTION, EXCEPT THAT:
 - A. THE LOWER 10" OF THE EXCAVATION SHALL BE BACKFILLED WITH PREPARED SOIL MIX AND JETTED PRIOR TO PLACING THE ROOT BARRIER AND THE No 3 CONCRETE AGGREGATE.
 - B. PREPARED SOIL MIX SHALL BE PLACED IN THE PLANTING HOLE AND COMPACTED TO BOTTOM OF ROOT BALL ELEVATION PRIOR TO PROCEEDING WITH TREE PLANTING.
- 4.) AFTER PLANTING, EACH TREE SHALL BE WATERED IMMEDIATELY WITH A MINIMUM OF 20 GALLONS OF WATER. REPEAT THE WATERING TWICE IN THE NEXT 3 DAYS, AT NO CLOSER THAN 24 HOUR INTERVALS.
- 5.) AFTER THE TREE HAS BEEN WATERED FOR THREE DAYS, ALLOW THE SOIL TO DRY SUFFICIENTLY, THEN TAMP AND GRADE THE SOIL. PLACE AND GRADE THE LAYER OF CONCRETE AGGREGATE IN ORDER TO SET THE TREE WELL COVER OR GRATING FIRMLY AND FLUSH WITH THE TOP OF THE SIDEWALK OR CURB.
- 6.) TRUNK TAPERS SHALL NOT BE BELOW THE FINISH GRADE OF PLANTER.

NOT TO SCALE

	RECOMMENDED:  DIVISION MANAGER DATE: 1/21/14	CITY OF MORENO VALLEY PARKS AND COMMUNITY SERVICES DEPARTMENT	STANDARD PLAN MVGF-623J-0
	APPROVED:  PUBLIC WORKS DIRECTOR / CITY ENGINEER DATE: 1/29/14		TREE WELL FOR PARKS