




**NOTES:**

- 1.) CONCRETE SHALL BE CLASS 660-C-4000 PCC, CURED WITH WHITE PIGMENTED CURING COMPOUND.
- 2.) ALL EXPOSED CORNERS SHALL BE FINISHED WITH  $\frac{1}{2}$ " RADIUS.
- 3.) FINISH SHALL BE FINE BROOM.
- 4.) EXISTING PCC SHALL BE SAWCUT AT SCORELINE PRIOR TO REMOVAL.
- 5.) CURBS SHALL HAVE EXPANSION JOINTS AT 60' INTERVALS, AND WEAKENED PLANE JOINTS AT 10' INTERVALS ONLY; NO SCORELINE ALLOWED.
- 6.) WHEN ROLLED CURB IS PLACED BY AN EXTRUSION MACHINE, FINISHING WORK SHALL PROVIDE AN ACCEPTABLE FINISH AND WEAKENED PLANE JOINTS MAY BE SAWCUT.
- 7.) ROLLED CURB MAY BE USED WITH THE APPROVAL OF THE CITY ENGINEER.

NOT TO SCALE

	RECOMMENDED:  DIVISION MANAGER DATE 11/21/14	<b>CITY OF MORENO VALLEY</b> PARKS AND COMMUNITY SERVICES DEPARTMENT	STANDARD PLAN <b>MVGF-623G-0</b>
	APPROVED:  PUBLIC WORKS DIRECTOR / DATE CITY ENGINEER 1/29/14	<b>TYPE C ROLLED CURB FOR PARKS</b>	SHEET 7 OF 11