




TYPICAL SECTION

**NOTES:**

- 1.) MINIMUM THICKNESS OF PAVEMENT SECTION SHALL BE 0.50' AC/1.0' CLASS 2 AB IN DRIVE ISLES AND BUS PARKING, AND 0.33' AC/0.50' CLASS 2 AB FOR PASSENGER VEHICLES.
- 2.) AC SHALL BE PLACED IN LIFTS, AND THICKNESS OF EACH LIFT SHALL NOT EXCEED 3".
- 3.) MINIMUM T.I. = 10 FOR DRIVE ISLES AND BUS PARKING  
MINIMUM T.I. = 7 FOR PASSENGER VEHICLES
- 4.) CONCRETE SHALL BE CLASS 650-CW-4000 OR 660-CW-4000

NOT TO SCALE

	RECOMMENDED:  DIVISION MANAGER / DATE	<h2 style="margin: 0;">CITY OF MORENO VALLEY</h2> <p style="margin: 0;">PARKS AND COMMUNITY SERVICES DEPARTMENT</p>	STANDARD PLAN <h3 style="margin: 0;">MVGF-623A-1</h3>
	APPROVED:  PUBLIC WORKS DIRECTOR / DATE CITY ENGINEER	<h2 style="margin: 0;">PARKING LOTS</h2>	SHEET 1 OF 11